

# PUBLIC SERVICE COMMISSION OF MONTANA

09/01/22

Energy West Montana, Inc.

Tariff No. 05, Schedule TS, Sheet 01, Release 248  
 Canceling Sheet No. 00.5, Release 247

## Traditional Service (TS)

**RS** Service is available to all single or two family dwellings service through a single meter.  
**SGS** Service is available to all customers not eligible for residential service, who take service through a meter rated 600 CF/Hour or less.  
**LGS** Service is available to all commercial customers who take service through a meter rated 601 to 7000 CF/Hour.  
**EGS** Service is available to commercial customers who take service through a meter rated above 7001 CF/Hour.

**RS - LI** Service is available to all single or two family dwellings served through a single meter rated at 600 cubic feet per hour or less, where the customer has qualified for LIEAP. The rate for this service is the same as the rate for RS service except that a discount on the total bill is applied as follows:

If the household income is at or less than 30% of the poverty level, a discount of 28% is applied to the Total Bill. SR1  
 If the household income is between 31% and 60% of the poverty level, a discount of 24% is applied to the Total Bill. SR2  
 If the household income is between 61% and 90% of the poverty level, a discount of 20% is applied to the Total Bill. SR3  
 If the household income is at or greater than 91% of the poverty level, a discount of 16% is applied to the Total Bill. SR4


### TRADITIONAL SERVICE

	CUSTOMER CHARGE
RESIDENTIAL (RS)	\$ 6.73
SMALL GENERAL (SGS)	18.48
LARGE GENERAL (LGS)	101.39
EXTENDED GENERAL (EGS)	782.97

### RATES ARE EXPRESSED PER ONE HUNDRED CUBIC FEET (CCF)

	DISTRIBUTION BASE RATE	PSC/MMC RATE	COMMODITY RATE	TRANSPORT RATE	USBC SURCHARGE	COMMODITY SURCHARGE	NON-GAS COST SURCHARGE	EFFECTIVE RATE	(I) INCR/ (D) DCR
RESIDENTIAL (RS) ALL USAGE (CCF)	\$ 0.10541	\$ 0.00214	\$ 0.41556	\$ 0.15971	\$ 0.00774	\$ 0.02209	\$ 0.01679	OR1 \$ 0.72944	(D)
SMALL GENERAL (SGS) ALL USAGE (CCF)	0.08593	0.00228	0.41556	0.15971	0.00774	0.02209	0.01679	OB1 0.71010	(D)
LARGE GENERAL (LGS) ALL USAGE (CCF)	0.07319	0.00216	0.41556	0.15971	0.00774	0.02209	0.01679	OB3 0.69724	(D)
EXT GENERAL (EGS) ALL USAGE (CCF)	0.07378	0.00227	0.41556	0.15971	0.00774	0.02209	0.01679	OB5 0.69794	(D)

Tax Tracking Adjustment of 18.09395% applicable to Customer Charge and Distribution Base Rate amounts as further described in the Property Tax Tracking Adjustment tariff.

BY:   
 AUTHORIZED AGENT OF ENERGY WEST MONTANA, INC.

Docket No.: 2022.04.052  
 Staff Approved: August 29, 2022  
 No Commission Action

Effective for services rendered on or after  
 September 01, 2022

/s/ *Tarin Slayton*  
 Paralegal



# PUBLIC SERVICE COMMISSION OF MONTANA

03/01/19

Energy West Montana, Inc.

Tariff No. 05, Schedule TS, Sheet 01, Release 197  
 Canceling Sheet No. 00.5, Release 196

## Traditional Service (TS)

**RS** Service is available to all single or two family dwellings service through a single meter.

**SGS** Service is available to all customers not eligible for residential service, who take service through a meter rated 600 CF/Hour or less.

**LGS** Service is available to all commercial customers who take service through a meter rated 601 to 7000 CF/Hour.

**EGS** Service is available to commercial customers who take service through a meter rated above 7001 CF/Hour.

**RS - LI** Service is available to all single or two family dwellings served through a single meter rated at 600 cubic feet per hour or less, where the customer has qualified for LIEAP. The rate for this service is the same as the rate for RS service except that a discount on the total bill is applied as follows:

- |   |     |
|---|-----|
| If the household income is at or less than 30% of the poverty level, a discount of 28% is applied to the Total Bill.    | SR1 |
| If the household income is between 31% and 60% of the poverty level, a discount of 24% is applied to the Total Bill.    | SR2 |
| If the household income is between 61% and 90% of the poverty level, a discount of 20% is applied to the Total Bill.    | SR3 |
| If the household income is at or greater than 91% of the poverty level, a discount of 16% is applied to the Total Bill. | SR4 |

### TRADITIONAL SERVICE

	CUSTOMER CHARGE
RESIDENTIAL (RS)	\$ 7.25
SMALL GENERAL (SGS)	20.00
LARGE GENERAL (LGS)	110.00
EXTENDED GENERAL (EGS)	850.00

### RATES ARE EXPRESSED PER ONE HUNDRED CUBIC FEET (CCF)

	DISTRIBUTION BASE RATE	PSC/MMC RATE	COMMODITY RATE	TRANSPORT RATE	USBC SURCHARGE	COMMODITY SURCHARGE	NON-GAS COST	EFFECTIVE RATE	(I) INC (D) DC
							SURCHARGE		
RESIDENTIAL (RS) ALL USAGE (CCF)	\$ 0.11754	\$ 0.00108	\$ 0.20557	\$ 0.15228	\$ 0.00682	(0.00892)	(0.01607)	\$0.45830	OR1 (I)
SMALL GENERAL (SGS) ALL USAGE (CCF)	0.09582	0.00117	0.20557	0.15228	0.00682	(0.00892)	(0.01607)	0.43667	OB1 (I)
LARGE GENERAL (LGS) ALL USAGE (CCF)	0.08161	0.00108	0.20557	0.15228	0.00682	(0.00892)	(0.01607)	0.42237	OB3 (I)
EXT GENERAL (EGS) ALL USAGE (CCF)	0.08227	0.00112	0.20557	0.15228	0.00682	(0.00892)	(0.01607)	0.42307	OB5 (I)

By: *Natasha*

AUTHORIZED AGENT OF ENERGY WEST MONTANA, INC.

Docket No.: D2018.4.23  
 Staff Approved: March 6, 2019  
 No Commission Action

Effective for services rendered on or  
 after March 1, 2019

*Suzanne Kisse*  
 Administrative Assistant



# PUBLIC SERVICE COMMISSION OF MONTANA

11/01/18

ENERGY WEST Montana, Inc.

Tariff No. 05, Schedule TS, Sheet 02, Release 100  
Canceling Sheet No. 00.5, Release 99

## Traditional Service (TS)

### Special Terms and Conditions:

A late charge of one percent (1%) per month on residential accounts sixty days past due subject to the conditions stated in the Finding of Fact 38 in Order #5153a.


A late charge of one percent (1%) per month on commercial accounts thirty days past due subject to the conditions stated in the Finding of Fact 38 in Order #5153a.

Customers meter size will be determined solely in the judgment of the company based upon the service requirements of the customer at a pressure base of 13.28 P.S.I.A., unless customer load characteristics, in the judgment of the company, require a different pressure base.


Customers using or requiring in excess of 50,000 ccf per month may be served only after securing written consent of the Company. If such consent is given, service may be supplied under special contracts subject to approval of the Montana Public Service Commission.

If a customer terminates service and subsequently requests renewal of service at the same address, the Company may charge the customer the monthly fixed charges not paid during the time of termination. Fixed charges can only be recovered from customers who terminate and renew service at the same address where no other customer has taken service in the interim at the address. Rates for all tariffs are based on continuing service and collection of monthly fixed charges at each service location.

By:

  
AUTHORIZED AGENT OF ENERGY WEST MONTANA

Docket No.: D2017.9.80  
Commission Approved: July 31, 2018  
Vote: 5-0

Effective for services rendered on or  
after October 1, 2018  
  
Administrative Assistant

